



**Patriot Dental Lab**

4875 E. M-55 • Prescott, MI 48756

Phone: 1-989-873-3737

Toll Free: 1-855-522-2121

Fax: 1-989-873-3738

Email: sales@patriotdentallab.com

www.patriotdentallab.com

Date Sent

Due Date

Appt. Time

### Crown and Bridge Prescription

Dr. \_\_\_\_\_

License # \_\_\_\_\_

Account # \_\_\_\_\_

Patient \_\_\_\_\_ / \_\_\_\_\_  
(Last) (First)

Date Prepared \_\_\_\_\_

Signature \_\_\_\_\_

Tooth # \_\_\_\_\_

Approximate Age: \_\_\_\_\_

Shade: \_\_\_\_\_

Body Shade  Incisal Shade

Male  Female

Cervical Shade  Occlusal Shade

### Porcelain Fused to Metal (PFM)

- Base (digital only)
- Noble (white only)
- High Noble (white or gold)
- Captek

### Full Cast

- Titanium (white only)
- Noble (white or gold)
- High Noble (white or gold)

### All-Ceramic

- Empress Esthetic Veneer/Inlay/Onlay
- Zirconia with E. Max porcelain
- E. Max HT, LT, MO, HO, impulse
- BruxZir
- E. Max with E. Max porcelain
- Warrior (full contour)
- LAVA Ultimate

### CHARACTERIZATION

#### Translucency


None  Light  Medium  Heavy

#### Occlusal Stain


None  Light  Medium  Heavy

#### Hypocalcification

None  Light  Medium  Heavy



### Metal Design



### If No Occlusal Clearance

- Metal Occlusion
- Reduction coping
- Spot Opposing

Would you like this to be a permanent note in your master file?

Yes  No

### Miscellaneous

- Porcelain Shoulder Margin
- Pink Porcelain
- Implant
- Maryland Bridge
- Under Partial
- Repair
- Diagnostic Wax Up (grey wax)
- Anatomical Wax Up (white wax)
- Temporary (digital)
- Direct/Indirect Post Casting

### PHOTOS

- Pre-Op Photo
- Preps with Stump Shade
- Temps - Full Face
- Temps - Nose to Chin (relaxed lip)
- Stick Bite - Full Face
- Profile

### Smile Design

#### Shimbashi Vertical Measurement

Existing: #8-#25 \_\_\_\_\_ mm #9-#24 \_\_\_\_\_ mm

Goal: #8-#25 \_\_\_\_\_ mm #9-#24 \_\_\_\_\_ mm

Adjusted: \_\_\_\_\_

TENS bite  Swallow bite  Computer Enhanced

#### Star and Golden Proportion

Existing: Central width \_\_\_\_\_ mm Central length \_\_\_\_\_

Width-to-length ratio \_\_\_\_\_ (75%-80%)

Golden proportion \_\_\_\_\_ - \_\_\_\_\_ - \_\_\_\_\_

Goal: Central width \_\_\_\_\_ mm Central length \_\_\_\_\_

Width-to-length ratio \_\_\_\_\_ (75%-80%)

Golden proportion \_\_\_\_\_ - \_\_\_\_\_ - \_\_\_\_\_

Correct to proper dimensions if possible?  Yes  No

#### Midline and Canting

Is the midline correct?  Yes  No

If no, how far off? \_\_\_\_\_ mm  Right  Left

Is the smile canted?  Yes  No

Incisal translucency  Heavy  Medium  Light  None

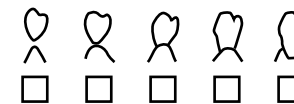
Cervical warming  Heavy  Medium  Light  None

Surface texture  Heavy  Medium  Light  None

Occlusal stain  Heavy  Medium  Light  None

Degree of hypocalcification  Heavy  Medium  Light  None  Incisal checklines

### Pontic Design



### Ridge Relief

- Heavy  Moderate
- Light  None

### LAB USE ONLY - DOCTOR CORRESPONDENCE

#### First Contact

Date \_\_\_\_\_

Spoke To \_\_\_\_\_

Initial \_\_\_\_\_

#### Second Contact

Date \_\_\_\_\_

Spoke To \_\_\_\_\_

Initial \_\_\_\_\_

RE: \_\_\_\_\_

RE: \_\_\_\_\_

## Rx INSTRUCTIONS